

ST. DAVID'S HIGH SCHOOL

HOMEWORK POLICY



HOMEWORK POLICY

At St David's High School, we believe that homework plays a valuable part in a pupil's education and the time spent studying at home makes a significant contribution to the progress a pupil can make with regards to their attainment.

Rationale

Homework is work which is set to be done outside the timetabled curriculum. It contains an element of independent study which is important in raising student achievement. Homework enhances pupil learning, improves achievement and develops pupils' study skills and as such is an integral part of the curriculum.

KS3 Homework

How is homework set?

At KS3 (Year 7, 8 and 9) homework is set on a weekly basis for the core subjects:

- Maths
- English

Homework for non-core subjects is set on a fortnightly basis on a rotation system across the following 5 Areas of Learning and Experience (AoLEs):

- Humanities (History, Geography and Religious Studies)
- Expressive Arts (Art, Music, Drama, Dance, Film, Digital Media)
- Health and Wellbeing (Skills, PSE, Food and Nutrition, Hospitality and Catering, Health and Social Care, Childcare, PE)
- Languages (English, Welsh and International languages)
- Science and Technology (Biology, Chemistry, Physics, Computer Science and Design and Technology)

What type of homework is set (homework expectations)?

Non-core subjects

Following the guidance set by the New Curriculum for Wales, homework set by non-core subjects should where possible be cross-curricular within their specific AoLE and where appropriate incorporate the principles of Literacy, Numeracy and / or DCF. Non-core homework should be set as a project which is engaging and captures pupils' imaginations whilst promoting independence.

Core subjects

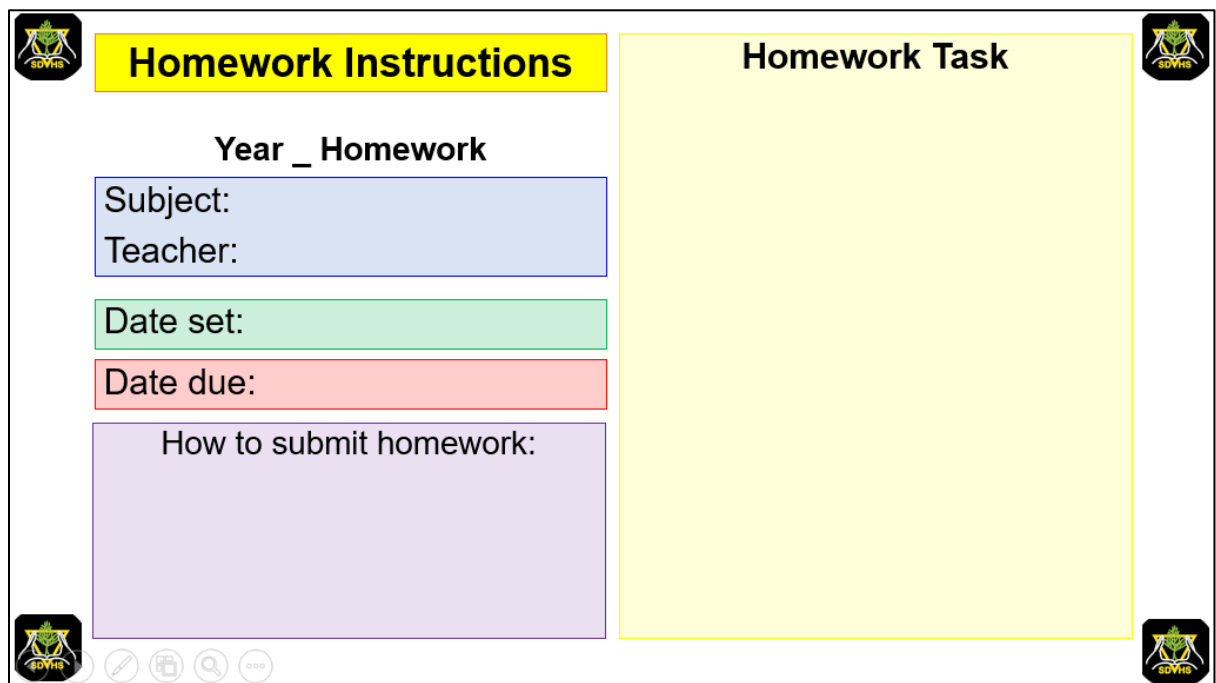
As core subjects are setting homework on a more regular basis their respective homework task may be more lesson focused and centre around what they are completing in lessons at the time.

Accessing the homework

All homework will be published via google classrooms which will be accessible to both students and parents.



For pupils that do not have access to a computer at home, time will be provided during the lesson to note down the homework. These pupils will also be able to use school computers to access the homework during their break or after school.

Each piece of homework will be set on a google slide and include the **same** initial first slide entitled 'Homework Instructions' (please see an example below). This initial slide can be followed by extra guidance if needed.



The image shows a Google Slides template for homework instructions. The slide is divided into two main sections: 'Homework Instructions' and 'Homework Task'. The 'Homework Instructions' section is on the left and contains several colored boxes for inputting details: a blue box for 'Subject:' and 'Teacher:', a green box for 'Date set:', a red box for 'Date due:', and a purple box for 'How to submit homework:'. The 'Homework Task' section is on the right and is a large yellow box. The slide features the school logo in the corners and a toolbar at the bottom.

Homework Instructions	Homework Task
<p>Year _ Homework</p> <p>Subject:</p> <p>Teacher:</p> <p>Date set:</p> <p>Date due:</p> <p>How to submit homework:</p>	



Homework Instructions

Year 7 Homework

Subject: Geography
Teacher: Mr G Roberts

Date set: 28/02/22

Date due: 11/03/22

How to submit homework:

Homework can be handed in during a Geography lesson or the work can be photographed and emailed to:

glenroberts@saintdavidshighschool.co.uk


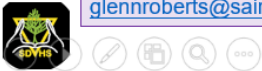
Homework Task

Draw a sketch map of your local area on A3 or A4 paper. Include as much detail as you can remember. You can use Google maps / earth to help you.

Your map should include the following:

- Title
- Compass Points
- KEY
- Labels

The following slides will help explain how to create a sketch map and what one might look like.



How to submit the homework

Preferably, homework should be submitted via the google classroom using the 'Turn in' option.

Alternatively, homework can also be submitted in the following ways:

- Handed in physically to the teacher
- Emailed directly to the subject teacher
- Submitted via a specific online interactive platform (e.g. 'My Maths')

Marking

Homework is to be marked according to the St David's High School Assessment and Marking guidance. Some tasks may be marked by self / peer assessment. Sometimes the best way is for the pupils and teachers to mark homework together during a class feedback session. The teacher can also utilise WWW (what went well) and SITs (subject improvement tasks). Pupils will always receive feedback through constructive conversations to guide them towards their next target.

Recording homework and rewards

Each AoLE will be responsible for recording and rewarding pupil homework.

KS4 Homework

The majority of subjects will set a minimum of one homework a week. Where a subject's timetable is more limited e.g non-core subjects such as History, Geography, Art, Product Design homework will be set once per fortnight. Some subjects are practically based as a result homework will be set less frequently. These subjects include KS3 Drama, Music, Food Technology and non-examination classes in Physical Education. Students should be given sufficient time to record homework requirements and ask for clarifications within lessons. In general, teachers should display the details of homework on the board.